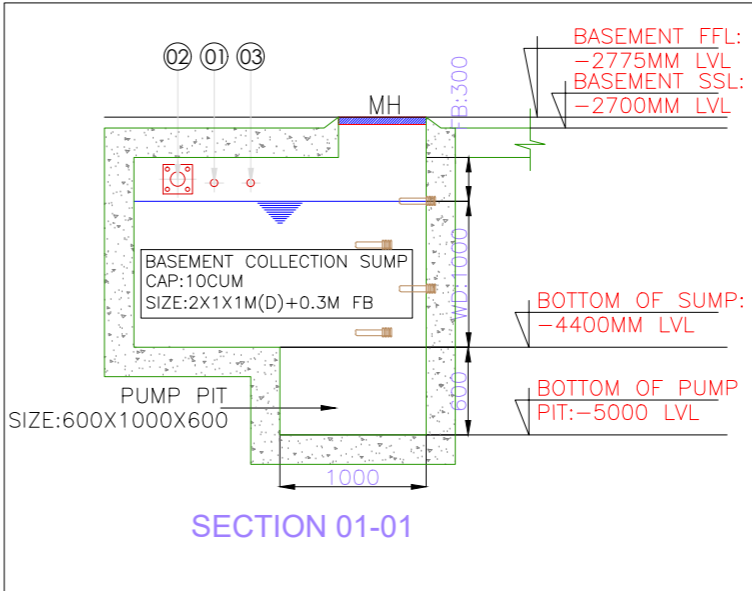
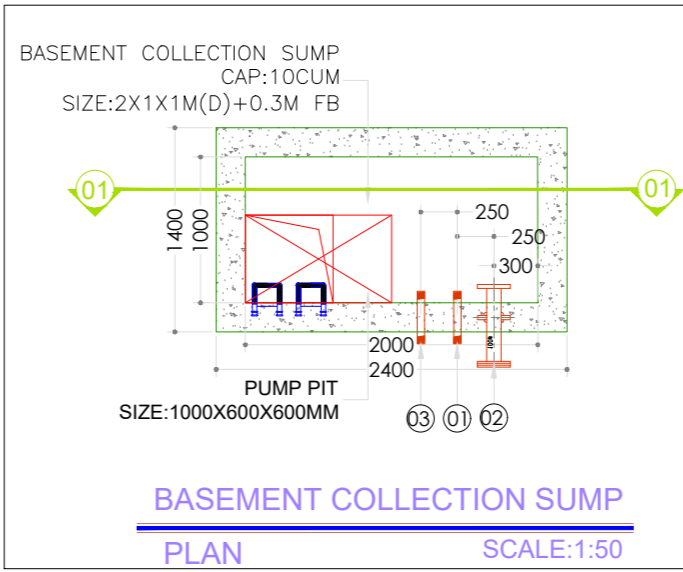


PHE LEGENDS:-	
SYMBOL	DESCRIPTION
	FLUSHING WATER SUPPLY (FWS)
	DOMESTIC WATER SUPPLY (DWS)
	RAIN WATER PIPE(RWP)
	1100 SOIL PIPE(SP)
	630 VENT PIPE(VP)
	750 WASTE PIPE(WP)
	650 FLUSHING WATER SUPPLY PRM LINE(FWS)
	650 DOMESTIC WATER SUPPLY PRM LINE (DWS)
	ACCESS DOOR
	LANDING PLATFORM
	100MM SUNKEN + CORECUT REQUIRED
	300MM SUNK
	450MM SUNK
	KHURRA
	RAIN WATER PIPE (RWP)
	RIDGE LINE
	1:200 SLOPE
	DWS PIPE
	FWS PIPE
	650 FWS PRM LINE
	650 DWS PRM LINE
	BUTTERFLY/BALL VALVE (BFV/BV)
	Y-STARINER
	FLOW DIRECTION



#### BASEMENT COLLECTION SUMP & C SUB SOIL PUDDLE FLANGE INDEX

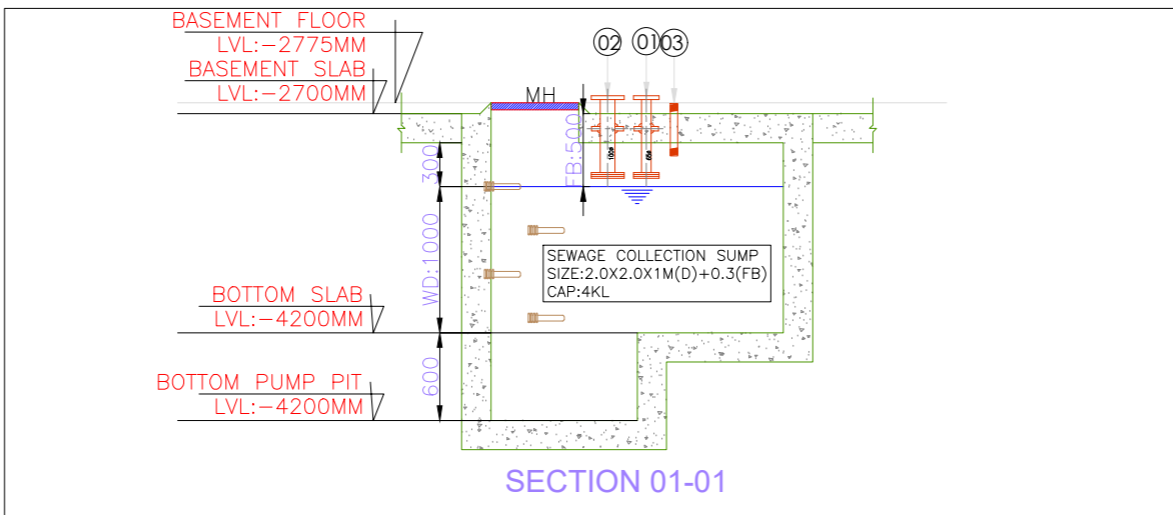
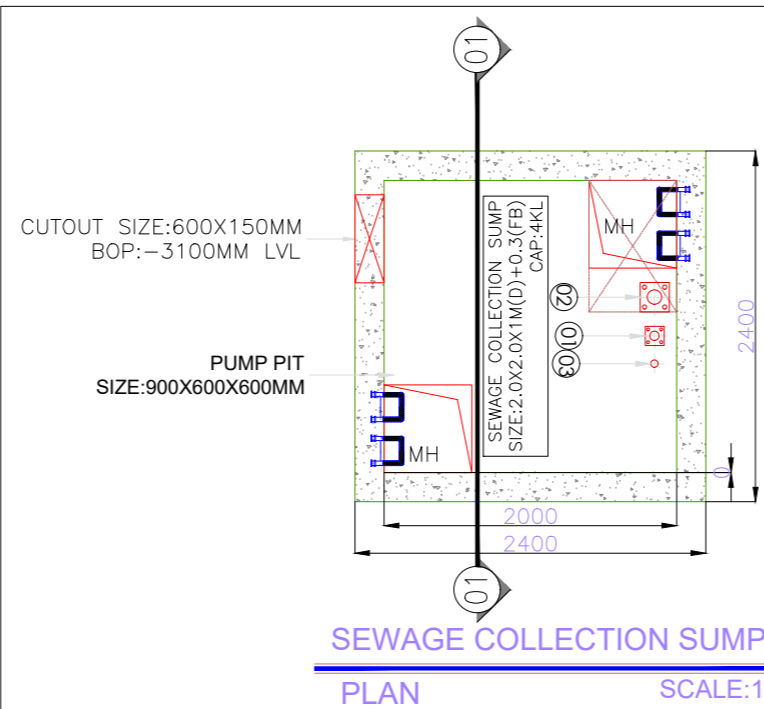
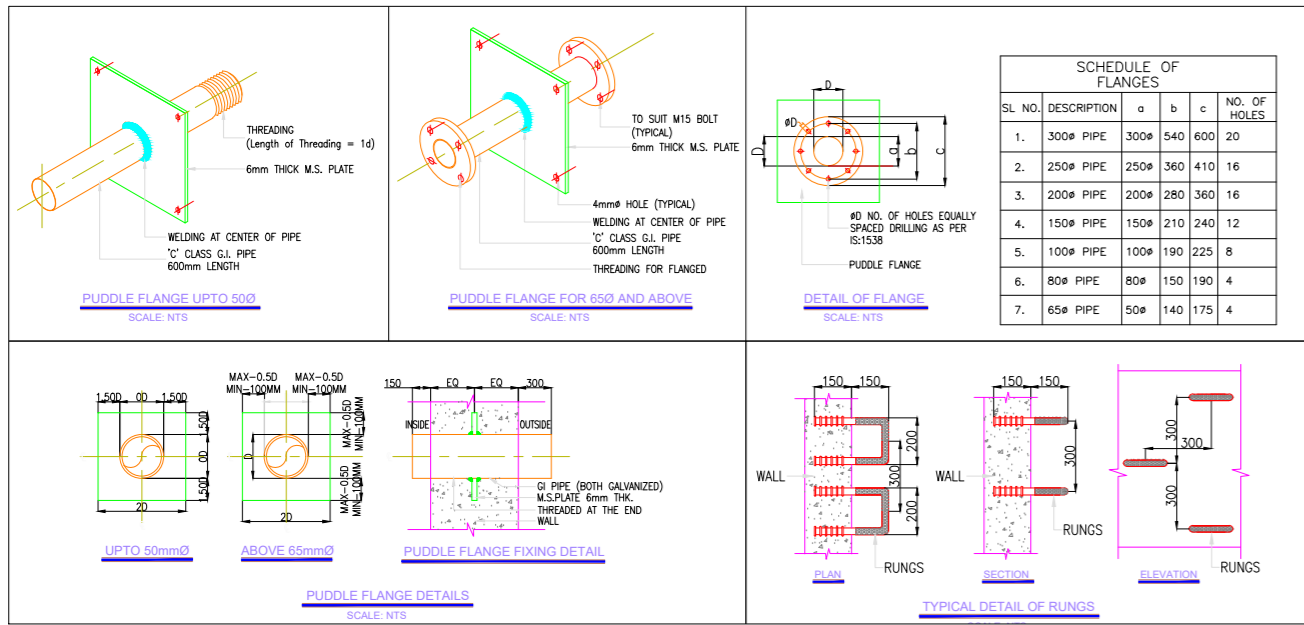
SL NO	DESCRIPTION	SIZE IN MM	BOTTOM OF PIPE LEVEL
P1	PRM LINE	500	100MM ABOVE FREE BOARD LEVEL
P2	VENT PIPE	1000	100MM ABOVE FREE BOARD LEVEL
P3	ELECTRICAL CABLE PUDDLE FLANGE	500	100MM ABOVE FREE BOARD LEVEL
MH	MANHOLE-FRP FRAME & COVER WITH RUNGS	600x600	AS SHOWN

NOTE: 1. THE PUMP AND EQUIPMENT SIZE SHOULD BE AS PER VENDORS SHOP DRAWINGS.  
2. ALL PUDDLE FLANGES ARE TO BE HOT DIPPED GALVANIZED.

#### SEWAGE COLLECTION SUMP PUDDLE FLANGE INDEX

SL NO	DESCRIPTION	SIZE IN MM	BOTTOM OF PIPE LEVEL
P1	PRM LINE	650	100MM ABOVE FREE BOARD LEVEL
P2	VENT PIPE	1000	100MM ABOVE FREE BOARD LEVEL
P3	ELECTRICAL CABLE PUDDLE FLANGE	500	100MM ABOVE FREE BOARD LEVEL
MH	MANHOLE-FRP FRAME & COVER WITH RUNGS	600x600	AS SHOWN

NOTE: 1. THE PUMP AND EQUIPMENT SIZE SHOULD BE AS PER VENDORS SHOP DRAWINGS.  
2. ALL PUDDLE FLANGES ARE TO BE HOT DIPPED GALVANIZED.



#### KEY PLAN



#### GENERAL NOTES:

- THIS DRAWING SHALL BE READ IN CONJUNCTION WITH ALL RELEVANT ARCHITECTURAL, STRUCTURAL AND OTHER SERVICES DRAWINGS.
- ANY DISCREPANCY NOTICED SHALL BE BROUGHT TO THE ATTENTION OF THE CONSULTANTS AND RESOLVED PRIOR TO PROCUREMENT / EXECUTION OF WORKS.
- ALL DIMENSIONS ARE IN MILLIMETERS AND ALL LEVELS ARE IN METERS UNLESS OTHERWISE INDICATED.
- FOLLOW WRITTEN DIMENSIONS ONLY. DO NOT SCALE THE DRAWING.

REV. NO.	REVISION DESCRIPTION	DATE
R0	TENDER DRAWINGS	05.02.2025
R1	TENDER DRAWINGS	06.03.2025
R2		
R3		
R4		
R5		
R6		

#### PROJECT

NEW ACADEMIC BLOCK  
Ghana Bharathi Main Rd, Teachers Colony, Naagarabhaavi, Bengaluru, Karnataka 560072

#### CLIENT

NATIONAL LAW SCHOOL OF INDIA UNIVERSITY  
Ghana Bharathi Main Rd, Teachers Colony, Naagarabhaavi, Bengaluru, Karnataka 560072

#### STRUCTURAL CONSULTANTS:

RAYS CONSULTING ENGINEERS  
#30, 1st Main, 6th Cross, UAS layout, Sanjay Nagar, Bangalore - 560094

#### ARCHITECT

HUNDREDDHANDS  
9/2, Madras Bank Road, Shanthala Nagar, Ashok Nagar, Bengaluru, Karnataka 560001

#### MEPF AND IBMS CONSULTANTS

LEAD LEAD CONSULTANCY & ENGINEERING SERVICES (INDIA) Pvt.Ltd.  
No.2729, 1st FLOOR, 80 FEET ROAD, INDIRA NAGAR II STAGE, BEHGAALURU-560038, KARNATAKA.  
Phone: +91 80 42980111, Web: lcasind.org  
India: Bengaluru | Mumbai | Pune | Gurgaon | Chennai | Hyderabad | Kolkata

#### DRAWING TITLE

BASEMENT FLOOR PHE LAYOUT			
DRAWN BY	KGM	DRAWING NUMBER	SCALE
CHECKED	MANJU	LCES-ALS-PHE-B1-01	1:100
APPROVED	VM	REVISION-R1	SHEET SIZE
			A2
			DATE
			06.03.2025

#### DRAWING ISSUED FOR

TENDER DRAWINGS

THIS DRAWING IS SOLE PROPERTY OF LEAD CONSULTANCY USE OF THIS DRAWING FOR ANY PURPOSE OTHER THAN THAT MENTIONED TO BE DONE ONLY AFTER THEIR PRIOR APPROVAL.